





## RISK ASSESSMENT FORM FOR KARIO GLASS PRIVATE LIMITED

CLIENT		RA LEADER	TERENCE ZHU	APPROVED BY:		REFERENCE NUMBER: RA02
PROCESS	INSTALL GLASS RAILING	RA MEMBER 1	SEKANDAR	SIGNATURE:		ROUTINE / INSTALL GLASS RAILING
LOCATION		RA MEMBER 2	SAIFU			
ORIGIN DATE		RA MEMBER 3	RANJITH	NAME:	TERENCE ZHU	  
LAST REVIEW DATE		RA MEMBER 4	RASHED	DESIGNATION:	CEO	
NEXT REVIEW DATE		RA MEMBER 5	ALOM	DATE:		

HAZARD IDENTIFICATION			RISK EVALUATION				RISK CONTROL					
REF. NO.	WORK ACTIVITY	HAZARD AND POSSIBLE INJURY	EXISTING RISK CONTROL	S SEVERITY	L LIKELIHOOD	RPM RISK MATRIX	ADDITIONAL CONTROL	S SEVERITY	L LIKELIHOOD	RPM RISK MATRIX	PERSON I/C	DUE/DATE REMARKS
1	SECURE GLASS HOLDING BRACKET ONTO EXISTING PARAPET WALL	BODILY CUTS	WEAR PROPER PPE	4	1	4	CAREFUL PLANNING AND SAFETY BRIEFING BEFORE WORK STARTS	4	1	4	RANJITH	ONGOING
2	LOADING AND UNLOADING GLASS BEFORE INSTALLATION	GLASS CRACK AND EXPOSE UNPOLISHED SHARP EDGE; LECERATION/ TRAUMA ON BODY AND HEAD	ALL GLASS HAVE POLISHED EDGES EVEN EMBEDDED EDGES	3	2	6	GLASS PANELS PLACED ON WOOD ELEVATED, PROVIDES BETTER GRIP SPACE	3	1	3	RANJITH	ONGOING
3	ROTATING OR FLIPPING GLASS TO ENSURE LOGO IN CORRECT ORIENTATION	WEAK POINT (CORNERS OF GLASS) TOUCHING HARD FLOOR/WALLS AND BREAKING. LECERATION / TRAUMA ON BODY	ALL CORNERS TO HAVE PROTECTED WITH SEALS/ OR CUSHIONED WITH CARPET TILES	4	1	4	CAREFUL PLANNING TO ELIMINATE NEEDS TO ROTATE / FLIP AT INITIAL LOADUP	4	1	4	RANJITH	ONGOING
4	LIFTING GLASS INTO FINAL DESIRED POSITION	INCORRECT LIFTING POSTURE BACK SPRAIN AND SLIP DISC	ALL INSTALLER TO CO ORDINATE LIFTING TIMING SO EVEN OUT WEIGHT OF GLASS	4	1	4	TO RECEE ROUTE OF ADVANCEMENT PRIOR TO LIFTING GLASS AVOID OBSTACLES	4	1	4	RANJITH	ONGOING
5	APPLYING SILICONE SEALANT OR UV-GLUE BETWEEN GLASS JOINTS	POSSIBLE FOR SEALANT TO STAIN HANDS	SEALANT APPLIED AND TOUCH UP USING W/O DIRECT HAND CONTACT	1	2	2	TO DISPOSE EXCESS SEALANT PROPERLY IN 1 DESIGNATED BIN	1	1	1	RANJITH	ONGOING