




## RISK ASSESSMENT FORM FOR KARIO PRIVATE LIMITED

CLIENT		RA LEADER	TERENCE ZHU	APPROVED BY:		REFERENCE NUMBER: RA01
PROCESS	Glass Installation	RA MEMBER 1	SEKANDAR	SIGNATURE:		ROUTINE / INSTALL GLASS
LOCATION		RA MEMBER 2	ALOM			
ORIGIN DATE	24 April 2019	RA MEMBER 3	RANJITH	NAME:	TERENCE ZHU	  <p style="font-size: 8px;">Kario Glass Pte Ltd 嘉興玻璃有限公司 401 Yishuan Road, #04-01 Singapore 151201 +65 6349 4444 FAX: +65 6349 7200 www.karioglass.com   60724246 No. 0000000000</p>
LAST REVIEW DATE		RA MEMBER 4	RASHED	DESIGNATION:	CEO	
NEXT REVIEW DATE		RA MEMBER 5	ISLAM	DATE:	24th April 2019	

HAZARD IDENTIFICATION			RISK EVALUATION				RISK CONTROL					
REF. NO.	WORK ACTIVITY	HAZARD AND POSSIBLE INJURY	EXISTING RISK CONTROL	S SEVERITY	L LIKELIHOOD	RPM RISK MATRIX	ADDITIONAL CONTROL	S SEVERITY	L LIKELIHOOD	RPM RISK MATRIX	PERSON I/C	DUE/DATE REMARKS
1	LOADING AND UNLOADING GLASS BEFORE INSTALLATION	GLASS CRACK AND EXPOSE UNPOLISHED SHARP EDGE; LECERATION/ TRAUMA ON BODY AND HEAD	ALL GLASS HAVE POLISHED EDGES EVEN EMBEDDED EDGES	3	2	6	GLASS PANELS PLACED ON WOOD ELEVATED, PROVIDES BETTER GRIP SPACE	3	1	3	RANJITH	ONGOING SAFE WORK PROCEDURE NO.03
2	ROTATING OR FLIPPING GLASS TO ENSURE LOGO IN CORRECT ORIENTATION	WEAK POINT (CORNERS OF GLASS) TOUCHING HARD FLOOR/WALLS AND BREAKING. LECERATION / TRAUMA ON BODY	ALL CORNERS TO HAVE PROTECTED WITH SEALS/ OR CUSHIONED WITH CARPET TILES	4	1	4	CAREFUL PLANNING TO ELIMINATE NEEDS TO ROTATE / FLIP AT INITIAL LOADUP	4	1	4	RANJITH	ONGOING SAFE WORK PROCEDURE NO.03
3	LIFTING GLASS INTO FINAL DESIRED POSITION	INCORRECT LIFTING POSTURE BACK SPRAIN AND SLIP DISC	ALL INSTALLER TO CO ORDINATE LIFTING TIMING SO EVEN OUT WEIGHT OF GLASS	4	1	4	TO RECEE ROUTE OF ADVANCEMENT PRIOR TO LIFTING GLASS AVOID OBSTACLES	4	1	4	RANJITH	ONGOING SAFE WORK PROCEDURE NO.03
4	APPLYING SILICONE SEALANT OR UV-GLUE BETWEEN GLASS JOINTS	POSSIBLE FOR SEALANT TO STAIN HANDS	SEALANT APPLIED AND TOUCH UP USING W/O DIRECT HAND CONTACT	1	2	2	TO DISPOSE EXCESS SEALANT PROPERLY IN 1 DESIGNATED BIN	1	1	1	RANJITH	ONGOING SAFE WORK PROCEDURE NO.03
5	POSSIBLE MORNING DEW OR WET GLASS DUE TO DRIZZEL	SLIPPERY FLOOR. SLIP AND FALL TRAUMA	NO WORK ON RAINING DAY KEEP WORK SITE DRY	6	1	6	SAFETY HARNESS SECURED TO NEARBY POST	6	1	6	RANJITH	ONGOING SAFE WORK PROCEDURE NO.03
6	USE OF TOOLS ABOVE GROUND LEVEL	TOOLS OR MATERIAL FALL OFF CANOPY WORK SITE DURING WORK	HOUSE KEEPING TO MOVE TOOLS TO GROUND LEVEL AFTER USE	5	1	5	CORDON OFF AREA BELOW WORK SITE BEFORE WORK COMMENCE	5	1	5	RANJITH	ONGOING SAFE WORK PROCEDURE NO.03